

From: HWRD Quizzes info@wpgrefs.com
Subject: HWRD SKills Quiz Completed
Date: October 29, 2022 at 7:51 AM
To: info@wpgrefs.com



This is a copy of the message you have sent via the form.

HWRD Skills Quiz

10 points out of 10 100%

(OPTIONAL) What is your email?

info@wpgrefs.com

During a U11A2 game, A17 was assessed a 2+GM for Checking from behind with 6 minutes remaining in the third period. After the game, Team A's coach asks "How long is A17's suspension?" State referee's response. (Page 4-8 of the HCOP manual found in the HWRD Resource Home Page)

Correct

- "A17 needs to serve one extra game."
- "In all non-hitting games, a CFB does not require an additional suspension."
- "I am sorry coach, I can only call what happens on the ice. Once the game is over suspensions are dealt with by the Division Director. Please call the Division Director for more information."
- "A17 needs to serve 1 Game if it is his first offense, 2 Games for second offense, 3 games for third and is indefinitely suspended if this is his fourth CFB."



Consider the linesperson's position. Where should the linesperson position her skates when the puck is in the attacking zone of her partner's end? ("linesperson position at the blue line" Found in the HWRD Resources-Positioning section of wpgrefs.com).

Correct

- 20 to 30 centimeters inside the blue line so that she is inside the attacking zone
- 20 to 30 centimeters outside the blue line so that her skates are in the neutral zone
- On the blue line
- At least half-way between the red line and your partner's blue line (if not closer)
- At the redline.



In the cone system, the referee may go

below the goal line. What best describes the amount of time the referee should be below the goal line (See "endzone positioning" in HWRD Resources-Positioning Section)?

Correct

- a) if the puck is in the end zone, go below the goal line.
- b) when ever there is a scramble at the net, the referee should go behind the net.
- c) go below the goal line only when you need to get out of the way or get a better view. Return to home base, half-piston, at-the-net as soon as you have successfully avoided the play or no longer need to see the play from that angle (and it is safe to do so).
- d) go below the goal line only when it is absolutely necessary. Return to home base, half-piston, at-the-net the next time you change ends of the ice.



Select the option that best describes "Half-Piston" (See "endzone positioning" in HWRD Resources-Positioning)

Correct

- a) Back against the boards, below the faceoff dot; Puck is on your side of the ice.
- b) Somewhere around the bottom of the circle; puck is on the far side of the ice.
- c) Very near the net; there is a scramble for a loose puck near the goal or goal crease



When entering a fight, what part of the player's body do you want to control? (Fight Management: Breaking up a fight in HWRD Resources-Procedures).


Correct

- a) Legs to stop her from moving.
- b) Wrap up the arms to prevent the player from punching you or the other player.
- c) Torso to push the player back.
- d) Does not matter so long as you enter at the same time as your partner




In the three official system (or the two official system), for handshake line the linesperson (two officials) should position themselves...(Perspectives: Handshake line in HWRD Resources-Procedures)

Correct

- a) stand close together at center ice
- b) be on opposite sides of the red line.
- c) be on opposite sides of the hand shake line
- d) both b) and c) 
- e) only a)


Between periods (when there is a flood) or after the game a linesperson escorts both teams to the dressing rooms (as she should). Where should the linesperson stand to maintain presence while watching players enter the dressing room? (there is no clear place to find this answer, but this is application of "presence" discussed on 4-6 of the HCOP Manual (found in the HWRD resource section home page)).

Correct

- a) Close to the home team dressing room.
- b) Close to the visiting team dressing room.
- c) equal distance between the two dressing rooms. 
- d) doesn't matter...where ever you want.

In the two-official system, the official not dropping the puck does line change procedure. What are the reasons for this?

Correct

- a) because the roles of the official dropping the puck (conduct face-off) and the official not dropping the puck (conduct line change) better mimics the roles of the referee and the linesperson in the three official system.
- b) the official not dropping the puck is usually in a better position to be seen by the benches
- c) because the referee not dropping the puck is always the senior official and the senior official always does the line change
- d) all of the above.
- e) A & B only 

A game report is required to be written because a Match Penalty (or a game misconduct, gross misconduct) was called. How long does the reporting official have to submit the report to HW? (Hockey Winnipeg Rule Book; Regulations for Game Official #12, p101 which is on the Rule Book page of HWRD Resources)

Correct

- a) 12 Hours
- b) 24 Hours
- c) 36 hours
- d) 48 Hours



There are multiple fights on the ice at the same time, you and your partner should...(Altercation Management: Breaking up a fight in HWRD Resources-Procedures)

Correct

- a) split up to cover more ground.
- b) wait at the timekeeper's bench for everything to stop itself.
- c) work together, selecting one fight to break up, taking those players off the ice then moving onto another fight.

